



E-CONTROL

AUSTRIAN ELECTRICITY

DISCLOSURE REPORT 2017 – SUMMARY



WORKING FOR YOU – WHEREVER YOU NEED ENERGY

INTRODUCTION

Austria's electricity disclosure system has been in place since 2001. All electricity suppliers that deliver electricity to consumers in Austria have since had to declare the primary energy sources used (energy mix) and the CO₂ emissions and radioactive waste caused in generating the electricity they sell. These disclosure statements must be displayed on electricity bills (at least the final bills for each year) and on marketing materials for consumers.

The Austrian system relies completely on guarantees of origin (GOs).¹ Every MWh that is delivered must be accompanied by a GO. Since 2015, electricity of unknown origin (so-called grey electricity) has been prohibited. In the years before, the European ENTSO-E mix was used to calculate this share's energy mix.

In Austria, the body in charge of issuing, transferring and cancelling GOs is the energy regulatory authority, E-Control Austria.² The entire lifecycle of a GO is recorded in the Austrian GO database. The regulator must also review the disclosure statements³ and publish a report on its findings.

The legal provisions that form the national framework for electricity disclosure are distributed across the acts and ordinances listed below. With the exception of the Stromkennzeichnungsverordnung (Power

Labelling Ordinance), the acts do not mainly focus on GOs and disclosure.

> **ÖKOSTROMGESETZ (GREEN ELECTRICITY ACT) 2012**

The Green Electricity Act stipulates that GOs must be issued for all electricity that is generated from renewable energies and is injected into the public grid.⁴ It lays down the rules for GOs and the information to be included in each GO.⁵ Also, it nominates E-Control Austria as the national issuing body.⁶

> **ELEKTRIZITÄTSWIRTSCHAFTS- UND -ORGANISATIONSGESETZ (ELECTRICITY ACT) 2010**

The act lays down the framework for the Austrian electricity disclosure system. It introduces full disclosure on the basis of GOs. In addition, it entrusts E-Control Austria with reviewing the disclosure statements and specifies the rules GOs for electricity generated from fossil fuels.⁷

> **STROMKENNZEICHNUNGSVERORDNUNG (POWER LABELLING ORDINANCE) 2011**

The ordinance contains details on the design and the content of disclosure statements. In addition, it prescribes how to handle GOs for pumped hydro power plants.⁸

¹ § 79a(1) Elektrizitätswirtschafts- und -organisationsgesetz (Electricity Act) 2010

² § 10(1) Ökostromgesetz (Green Electricity Act) 2012

³ § 78(3) Electricity Act 2010

⁴ § 10(2) Green Electricity Act 2012

⁵ § 10(6) Green Electricity Act 2012

⁶ § 10(1) Green Electricity Act 2012

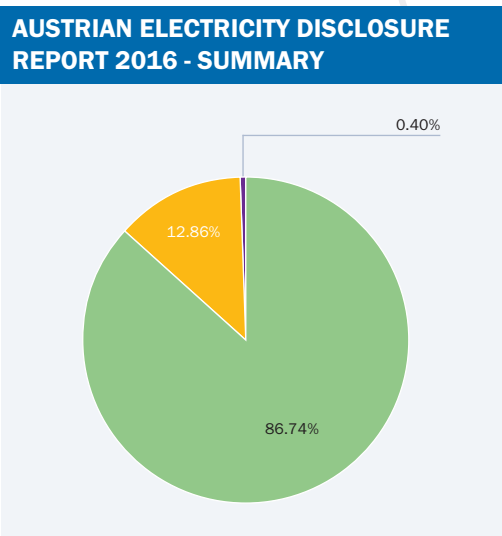
⁷ § 72(2) Electricity Act 2010

⁸ § 8a(1) Power Labelling Ordinance 2011

RESULTS OF THE 2017 REVIEW

E-Control undertakes reviews of all suppliers that deliver electricity to consumers in Austria on an annual basis. The focus of these reviews is on the cancellation of GOs and the disclosure statements.⁹ The present summary outlines the results of the 2017 review, with reference to the 2016 disclosure period, which was conducted in the Austrian GO database.

The Austrian disclosure statistics show that the share of renewable energies remained stable in 2016, at 86.74% (2015: 86.73%). The fossil fuels share decreased slightly, from 12.89% to 12.86%. The other primary energy carriers edged upwards from 0.38% to 0.40%. There were no GOs from nuclear power plants in the Austrian disclosure system.



■ Renewable energies
■ Fossil
■ other primary energy carrier

Chart 1
Austrian electricity disclosure mix, approximation

Source: E-Control

AUSTRIAN ELECTRICITY DISCLOSURE MIX, APPROXIMATION 2016	
Energy carrier	Share
Hydro power	71.74%
Wind power	8.88%
Solid and liquid biomass	4.02%
Solar power	1.12%
Biogas	0.95%
Landfill gas and gas from purification plants	0.03%
Geothermal power	0.00%
Natural gas	10.48%
Coal	2.37%
Mineral oil/mineral oil products	0.01%
Nuclear power	0.00%
Other	0.40%
Total	100.00%
Environmental effects	
CO ₂ emissions	61 g/kWh
Radioactive waste	0,000 mg/kWh

Table 1
Austrian electricity disclosure mix 2016

Source: E-Control

⁹ This is an approximation: 85% of the final consumption of the public grid are covered.

The stability of the shares could be due to the fact that many electricity suppliers use long-term contracts to cover their GO needs. This guarantees certain GO qualities over a long period.

Most GOs used in the Austrian database came from Austria; at 70.08%, this share was up by almost 5 percentage points compared to last year. It could indicate that the demand for regional electricity is increasing. As previously, the largest foreign supplier of GOs was Norway, with 21.23% (2015: 23.98%).

Figure 2 illustrates the shares of imported GOs used for electricity disclosure in Austria.

In comparison, about 13.7 TWh worth of GOs were exported from the Austrian database (cf. Figure 3). Most of these (58%) went to Germany (2015: 77%), followed by Norway (21%) (2015: 11%). These exports also include GOs that were imported to Austria and later exported into other countries. The high share of exports that went to Norway might be explained by the fact that several GO traders are headquartered there.

CANCELED GOs PER COUNTRY	
Canceled GOs per country	% in disclosure statistic
Austria	70.08%
Denmark	0.20%
Germany	0.86%
Netherlands	1.92%
Norway	21.23%
Slovenia	0.47%
Sweden	0.69%
Switzerland	0.02%
Finland	1.92%
France	2.49%
Italy	0.11%
Total	100.00%

Table 2
Canceled GOs
per country

Source: E-Control, Stromnachweisdatenbank

IMPORTED AND CANCELED GOs PER COUNTRY

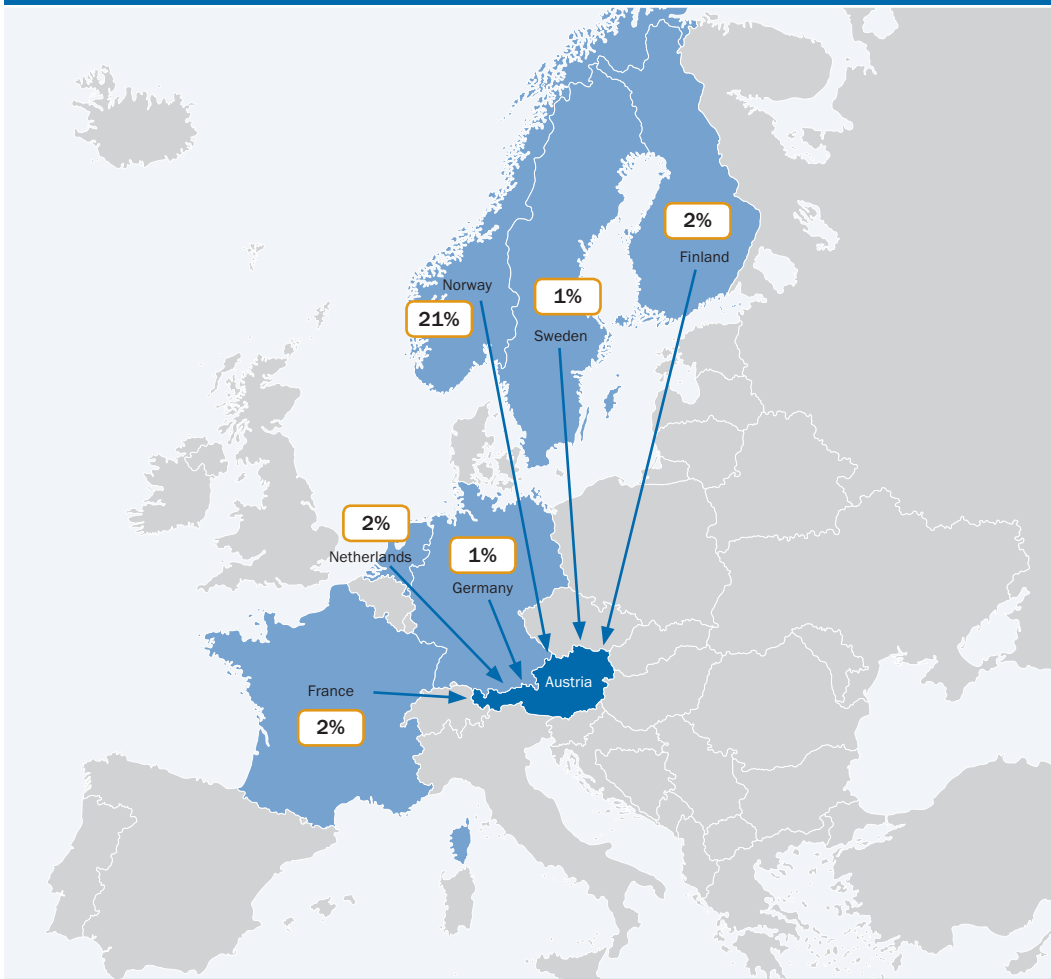


Chart 2
Imported and canceled
GOs per country of origin

Source: E-Control

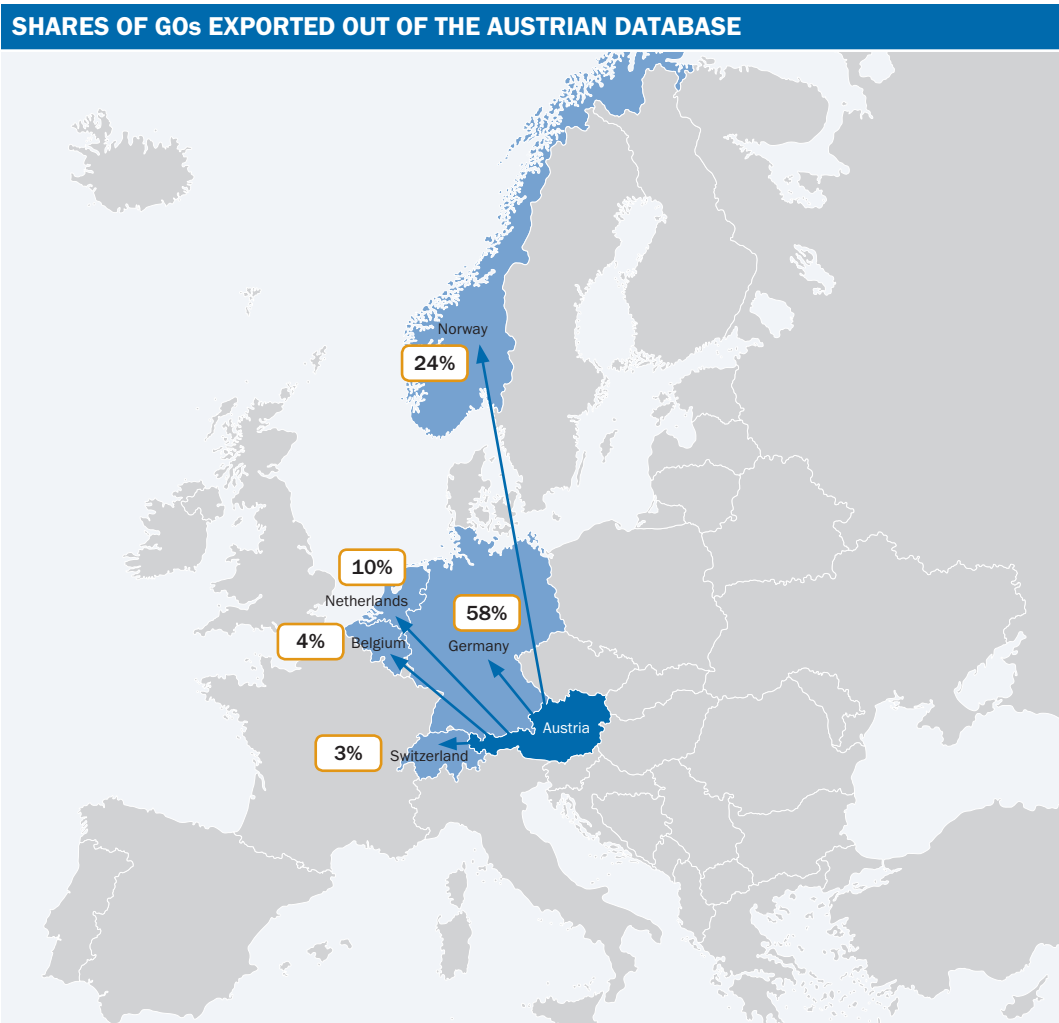


Chart 3
 Shares of GOs exported
 from the Austrian database

Source: E-Control

DISCLOSURE STATISTICS COMPARED TO PHYSICAL PRODUCTION IN AUSTRIA

	ENTSO Production	Production in Austria ¹⁰	Austrian disclosure (approximation)
2016			
Renewable energies	33.7%	71%	86.7%
Fossil fuels (including other primary energy carriers)	43.4%	29%	13.3%
Nuclear energy	22.9%	-	-
Electricity from unknow origin	-	-	-
Sum	100.0%	100.0%	100.0%
2015			
Renewable energies	33.6%	74.0%	86.7%
Fossil fuels (including other primary energy carriers)	41.3%	26.0%	13.3%
Nuclear energy	25.2%	-	-
Electricity from unknow origin	-	-	-
Sum	100.0%	100.0%	100.0%

Table 3
Disclosure statistics
compared to physical
production in Austria

Source: E-Control

Table 3 compares the disclosure mix with the physical production in Austria as well as the ENTSO production mix. The share of renewable energies in the disclosure mix is almost 15 percentage points higher than the share of renewables in Austria's physical production. This is due to the imported Scandinavian hydropower GOs. The share of electricity from

renewable energies in physical generation in Austria is more than twice as high as in the European ENTSO production.

The full report is available in German at:
<https://www.e-control.at/de/publikationen/oeko-energie-und-energie-effizienz/berichte/stromkennzeichnungsbericht>

¹⁰ E-Control Green Electricity Report 2017

Index of charts

Chart 1:	Austrian electricity disclosure mix, approximation	3
Chart 2:	Imported and canceled GOs per country of origin	5
Chart 3:	Shares of GOs exported from the Austrian database	6

Index of tables

Table 1:	Austrian electricity disclosure mix 2016	3
Table 2:	Canceled GOs per country	4
Table 3:	Disclosure statistics compared to physical production in Austria	7

Credits

Publisher and proprietor

Energie-Control Austria
Rudolfsplatz 13a, A-1010 Vienna
Tel: +43 (0)1 247240
Fax: +43 (0)1 24724900
E-mail: office@e-control.at
www.e-control.at
Twitter: www.twitter.com/energiecontrol
Facebook:
www.facebook.com/energie.control

Editorial responsibility:

Andreas Eigenbauer and
Wolfgang Urbantschitsch
Joint Executive Directors
Energie-Control Austria

Graphic design:

Reger & Zinn OG

Text: Energie-Control Austria

© Energie-Control Austria 2017

This publication is copyright protected. All rights reserved, including those to translation, performance, use of charts and tables, broadcasting, microfilming or reproduction by other means, or electronic storage, and commercial exploitation, including extracts.

Misprints and errors excepted.

Editorial deadline: 2017